



# Canada

## 2011 Canada Tent Product Catalogue

***Eureka!***  
FOR LIFE OUTDOORS.

[eurekatentscanada.com](http://eurekatentscanada.com)

# TENTS

## Contents

### PERFORMANCE LIGHT

Solitaire	3
Spitfire Solo & Duo	4

### BACKPACKING SERIES

Tessel 2/3	5
Aurora	6
Scenic Pass XT 2/3/4	7
Summer Wind XD 2/3	8
El Capitan 2/3/4	9
Susten 4	10

### TIMBERLINE OUTFITTER

Timberline Outfitter 6	11
Timberline Kananaskis Outfitter 4XT	12
Timberline Sequoia XT 2/4	13
Timberline Sequoia 4XT Outfitter	14

### TIMBERLINE VESTIBULES/FLY SHEETS

Timberline 4/AM4	15
TL Kananaskis Outfitter 4XT Fly	15

### FOUR SEASON

Alpenlite 2XT	16
K-2 XT	17

### HAMMOCK TENT

Chrysalis	18
Chrysalis Accessories	19

### PERFORMANCE FAMILY

Bon Echo Air 9/912	20
InntoRest 5	21

### RECREATIONAL

Woodlands 300/400	22
Pinery 300/400/500	23
Grand Manan AC 3/4	24

### RECREATIONAL FAMILY

Suite V4 Aluminum	25
Grand Manan Tour	26
Grand Manan 9	27
Canyon 10	28
Canyon 1312/1512	29
Bonavista 64/100	30
Sunrise 8/9/11	31

### SCREENHOUSES

Hex / Hex XL w/Curtains	32
Northern Breeze 10/12	33

### TARPS & SHELTERS

Solar Shades S/M/L	34
VCS Backpacking System	35
Portable Canopy	36

### TENT ACCESSORIES

Foot Prints	37
Floor Savers	37
Tent Bags	38
Tent Stakes	38
Tent Poles	38

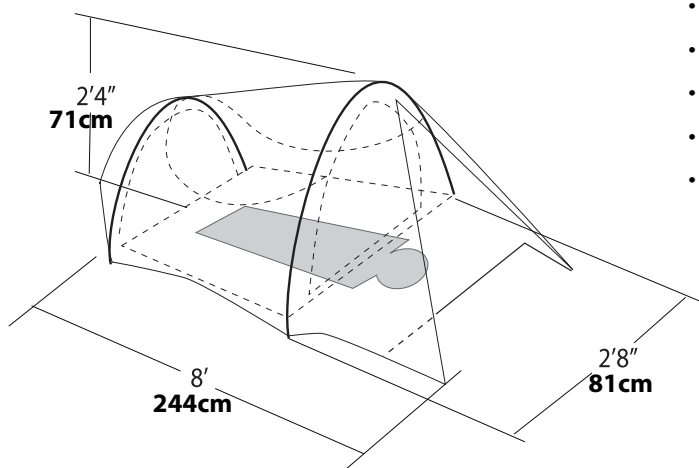
## PERFORMANCE Light

### Solitaire

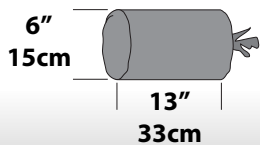


#### Category

**3 season ultralight**



- Simple two pole tunnel design sets up in seconds.
- Interior mesh panels ensure all weather comfort.
- Full coverage fly sheet.
- Lightweight 7000 aluminum alloy frames.
- Roll back hatch feature for fair weather nights



	MAX	3 lb
	MIN	2 lb 9 oz
lb. kg.	MAX	1.4 kg
	MIN	1.1 kg

**Fly**  
**Floor**  
**Breathability**  
**Frame**

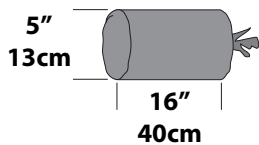
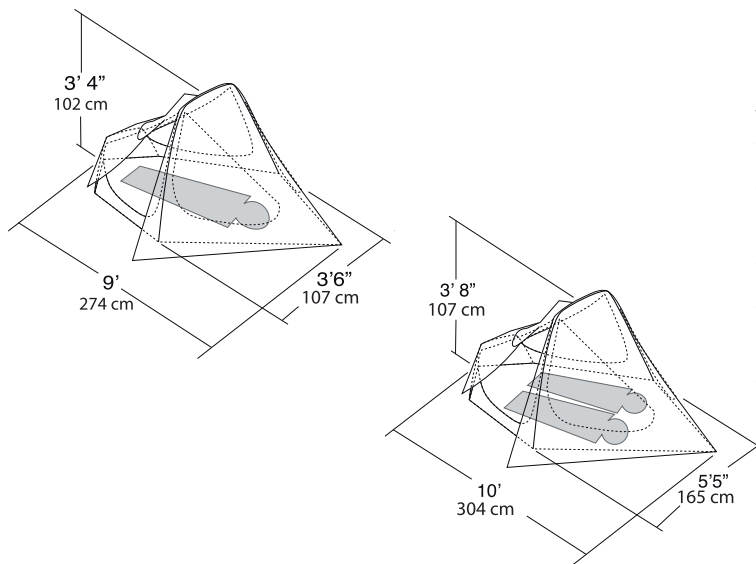
75D Armatex polyester 1500mm  
70D nylon 1500mm  
40D noseeum mesh  
Aluminum 8.5mm



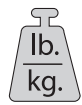
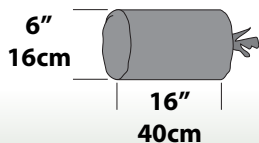


## PERFORMANCE Light

### Spitfire Solo/Duo



MAX	3 lb 5 oz
MIN	2 lb 12 oz
MAX	1.5 kg
MIN	1.2 kg



MAX	4 lb 5 oz
MIN	4 lb
MAX	1.9 kg
MIN	1.8 kg

#### Category

#### 3 season ultralight

- Simple two pole tunnel design sets up in seconds.
- Interior mesh panels and High/Low venting ensure all weather comfort.
- Lightweight aluminum frames.
- Armatech polyester fly fabric for improved durability from damaging UV rays.
- Optional footprints available

1

#### Fly Floor Breathability Frame

75D Armatech polyester 1500mm  
70D nylon 1500mm  
40D noseeum mesh  
Aluminum 9mm

2

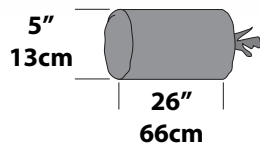
#### Fly Floor Breathability Frame

75D Armatech polyester 1500mm  
70D nylon 1500mm  
40D noseeum mesh  
Aluminum 9mm



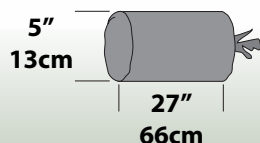
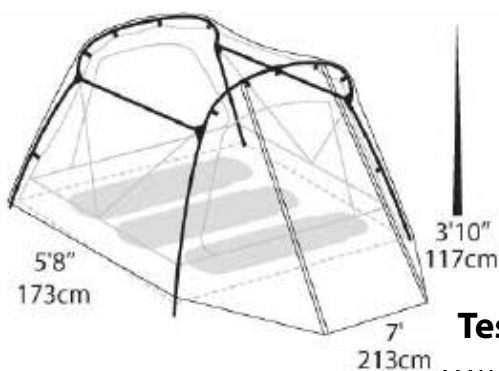
# PERFORMANCE

## Tessel 2,3



	MAX	6 lb 4 oz
	MIN	5 lb 13oz
	MAX	2.84 kgs
	MIN	2.64 kgs

### Tessel 2



	MAX	7 lb 8 oz
	MIN	6 lb 15oz
	MAX	3.4 kgs
	MIN	3.15 kgs

### Tessel 3

### Category

**3 season**

*The Tessel series' unique pole structure creates an industry-leading high-internal-volume tent with strength and stability for excellent livability.*

- Unique DAC Pressfit box-style frame offers spacious livability in a small overall footprint
- 2 large, near vertical, side-opening D-style doors with Hi/Low venting offer ease of access
- 2 zippered windows open for excellent visibility and controlled ventilation
- Fly creating both large vestibules can be configured in multiple ways including Hi/Low venting and awning
- Freestanding frame with clips and post and grommet assembly make set up easy

#### Fly Wall Floor

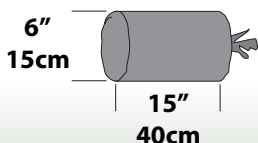
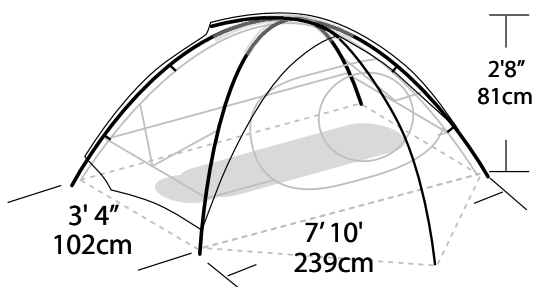
68D Stormshield® polyester ripstop, 2000mm  
68D polyester ripstop taffeta  
75D polyester, 2000mm,  
tensioned perimeter seam bathtub design  
20D polyester no-see-um  
Mesh ceiling/end panels plus 2 fly vents  
4 + 2 door-stash pockets  
Clay red / Beige

#### Mesh Venting Storage Colour



# PERFORMANCE Light

## Aurora



lb. kg.	MAX	4 lb 12 oz
	MIN	4 lb 6 oz
	MAX	2.15 kgs
	MIN	2.02 kgs

### Category

### 3 season ultralight

*Designed for extended solo trips where extra room and features create a comfortable living environment. A small pack size makes the Aurora 1 Lite a perfect shelter for long term kayaking, cycling or back-packing trips.*

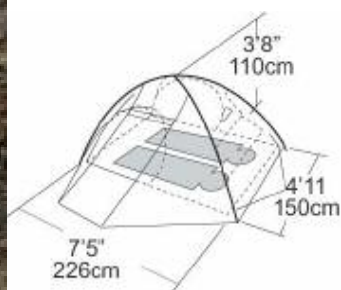
- Awning protected panoramic door for ease of entry and provides cross ventilation.
- A second door is protected by a frame supported vestibule making it ideal as a foul weather entrance.

<b>Fly</b>	75D Stormshield polyester 1500mm coating
<b>Floor</b>	75D Stormshield polyester 1500mm coating
<b>Frame</b>	8.5mm 7001 aluminum
<b>Wall</b>	68D polyester taffeta
<b>Mesh</b>	50D no-see-um

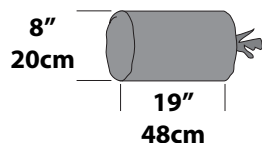


## BACKPACKING Series

### Scenic Pass 2XT, 3XT, 4XT



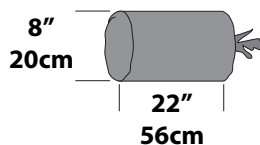
Scenic Pass 2



	MAX	7 lb 5 oz
	MIN	6 lb 7 oz
	MAX	3.34 kgs
	MIN	2.89 kgs



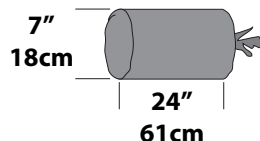
Scenic Pass 3



	MAX	8 lb 4 oz
	MIN	7 lb 8 oz
	MAX	3.75 kgs
	MIN	3.14 kgs



Scenic Pass 4



	MAX	10 lb
	MIN	9 lb 4 oz
	MAX	4.5 kgs
	MIN	4.08 kgs



#### Category

#### 3 season ultralight

*Versatile 2 pole dome tents utilizing aluminum poles for strength and reduced weight. Full coverage rain fly with high peak ventilation has been designed specifically for Canadian camping requirements.*

- Full-coverage fly with two roomy vestibules provide weatherproof storage and dry entry
- 2 over-sized, side-opening D-style doors with hi/low venting offer ease of access and ventilation
- Zippered window in doors opens for excellent visibility and controlled ventilation
- Freestanding aluminum frame with clips and post and grommet assembly make set up easy
- Gear loft included
- Optional footprints available

#### Frame

7001 lightweight aluminum,  
2P: 8.5mm 3P: 9.5mm 4P: 11mm

#### Fly

75D polyester, 1500mm

#### Wall

75D polyester taffeta

#### Floor

75D polyester, 2000mm

#### Mesh

40D polyester no-see-um

#### Storage

4 including door-stash pocket

#### Colour

Sunset orange



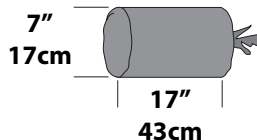
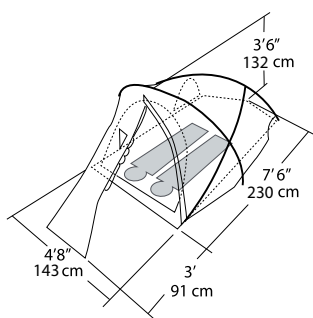


## BACKPACKING Series

### Summer Wind 2XD, 3XD

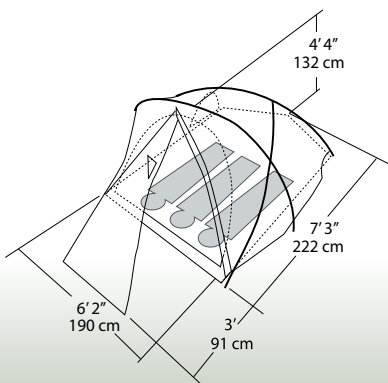


#### Summerwind 2XD

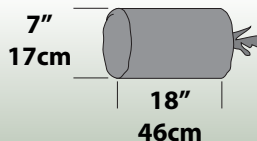


	MAX	6 lb 4oz
	MIN	5 lb 9oz
	MAX	2.83 kgs
	MIN	2.52 kgs

#### Summerwind 3XD



	MAX	8 lb
	MIN	6 lb 4oz
	MAX	3.63 kgs
	MIN	3.4 kgs



#### Category

#### Recreational

*The perfect tent selection for canoeing or backpacking trips especially during peak summer months.*

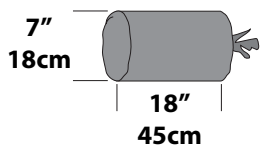
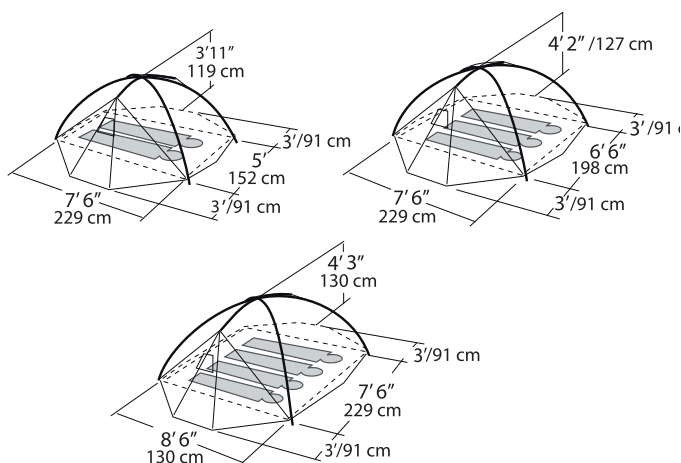
- The three pole structure provides head and shoulder space along with excellent wind stability
- Two door entry, one for foul weather has a full coverage vestibule with a second 'fair weather' door positioned on one side providing easy tent entry
- Generous use of noseeum mesh on internal walls maximizes air flow, great on warmer summer nights
- Full coverage fly sheet provides full weather protection
- Compact pack size easily stores in packs, hatches.
- Optional footprints available

<b>Fly</b>	75D polyester with 2000mm minimum coatings
<b>Floor</b>	75D polyester with 2000mm minimum coatings
<b>Breathability</b>	50D noseeum mesh
<b>Frame</b>	7001 aluminum; 8.5mm for 2P and 9.5 for 3P
<b>Colour</b>	Sunset orange

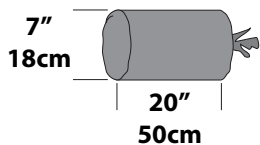




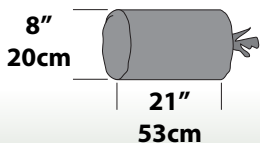
## El Capitan 2/3/4



lb. kg.	MAX	7 lb 14 oz
	MIN	7 lb
	MAX	3.58 kg
	MIN	3.18 kg



lb. kg.	MAX	8 lb 14 oz
	MIN	7 lb 14 oz
	MAX	4.04 kg
	MIN	3.58 kg



lb. kg.	MAX	10 lb 6 oz
	MIN	9 lb 10 oz
	MAX	4.72 kg
	MIN	4.35 kg

### Category **3 season performance**

*Continually Eureka's #1 canoe tripping tent and the tent most often copied but never matched. Simplicity in design but built to expedition standards. One of those products that you 'don't fix if it ain't broken'.*

- Fly rod creates head space high in the vestibules ensuring dry tent entry, and provides functional vestibule space for storage.
- Eureka's unique short zip vent panel (often referred to as the dog entry) combined with the patented high/low door venting system and interior mesh create a chimney air flow system.
- Optional footprints available

2

#### Fly Floor Breathability Frame

75D Armatech Ripstop polyester 2000mm  
75D Armatech polyester 5000mm  
68D breathable and noseeum mesh  
8.5/9.5mm aluminum

3

#### Fly Floor Breathability Frame

75D Armatech Ripstop polyester 2000mm  
75D Armatech polyester 5000mm  
68D breathable and noseeum mesh  
9.5/11mm aluminum

4

#### Fly Floor Breathability Frame

75D Armatech Ripstop polyester 2000mm  
75D Armatech polyester 5000mm  
68D breathable and noseeum mesh  
11/12.7mm aluminum



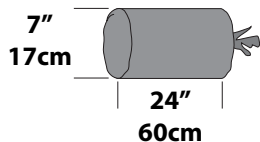
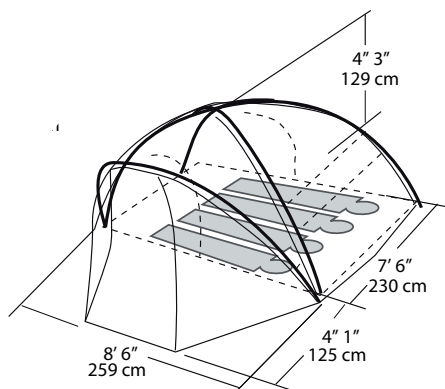
## BACKPACKING Series


### Susten 4



#### Category      3 season performance

- Ideal for extended backpacking/canoe trips
- Full weather protection fly sheet with peak air flow ventilation
- Oversized main vestibule makes foul weather entry easy and dry
- Vestibule supplies excellent covered storage maximizing internal space
- Two doors for ease of entry



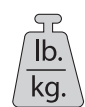
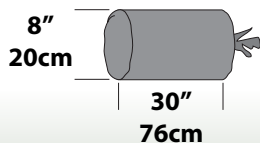
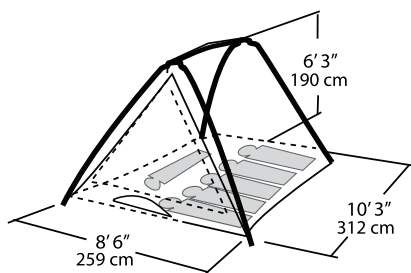
	MAX	10 lb 6 oz
	MIN	9 lb 12 oz
	MAX	4.72 kg
	MIN	4.42 kg

<b>Fly</b>	75D polyester 1500mm
<b>Floor</b>	75D polyester 2000mm
<b>Breathability</b>	68D noseeum mesh
<b>Frame</b>	Aluminum 11mm



# TIMBERLINE OUTFITTER

## Timberline Outfitter 6



MAX	19 lb 8 oz
MIN	18 lb 8 oz
MAX	8.85 kg
MIN	8.39 kg

### Category

**4 season**

*Our classic A-frame design with industrial strength construction for heavy-duty use.*

- Classic A-frame combined with durable materials for years of extensive use
- 5 pole large diameter shockcordinated aluminum A-frame
- Side opening door with Hi/Low venting offers ease of access and controlled ventilation
- Zippered window in door and a second window in back open for excellent visibility and controlled ventilation
- Hooded fly front and rear allows windows to remain partially open during inclement weather
- Freestanding frame with clips and ring and pin assembly make set up easy

### Fly

75D polyester ripstop, 1500mm (Optional vestibules available)

### Floor Breathability Frame

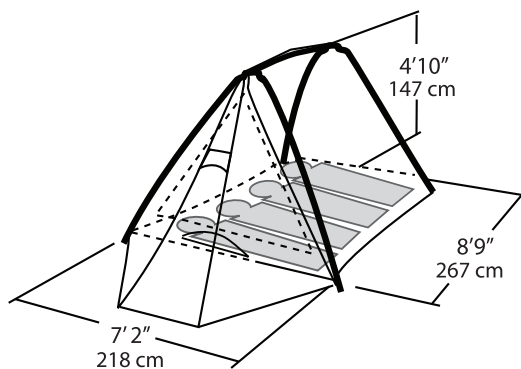
4 oz. 210D nylon oxford, 1500mm  
40D polyester no-see-um  
0.625" aluminum





## TIMBERLINE OUTFITTER

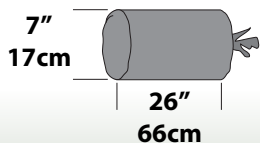
### Timberline Kananaskis Outfitter 4XT



#### Category      3 season woodland

*The original freestanding tent is still ideal for campers that are attracted to woodland conditions.*

- Heavyweight floor, higher waterproof coatings and beefy #10 zippers ensure Outfitter quality.
- Comes with 1 attached vestibule
- Extended length fly for added protection,
- A frame design erects quick and easy



lb. kg.	MAX	12 lb
	MIN	11 lb 6 oz
	MAX	5.4 kg
	MIN	5.04 kg

#### **Fly Floor Breathability Frame**

75D Armatex ripstop polyester 1500mm  
150D Armatex polyester 1500mm  
68D breathable and noseeum mesh  
Aluminum 14.5mm 6065



## Timberline Sequoia 2XT, 4XT



### Category

**3 season**

*Proprietary Sequoia A-frame and updated materials provide unmatched strength, stability, ease of entry and increased internal volume in our timeless Timberline-style tents.*

- Proprietary Sequoia A-frame with spreader pole creates internal volume for excellent livability
- 2 large vertical D-Style doors open for excellent visibility and controlled ventilation
- Fly creating vestibule can be configured in multiple ways, and vestibule wings shelter second door
- Freestanding frame with clips and post and grommet assembly make set up easy
- Optional footprints available

### Timberline® SQ 2XT

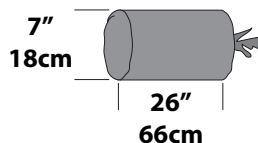
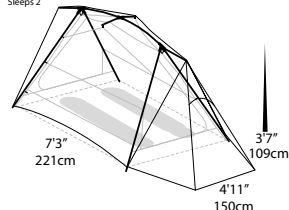
- Sleeps 2 persons
- Sequoia Frame: DAC DA17 12mm A-frame + DAC 8mm Pressfit spreader pole

### Timberline® SQ 4XT

- Sleeps 4 persons
- Sequoia Frame: DAC DA17 12mm A-frame + DAC 8mm Pressfit spreader pole

TIMBERLINE® SQ 2XT

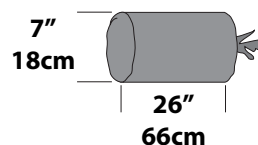
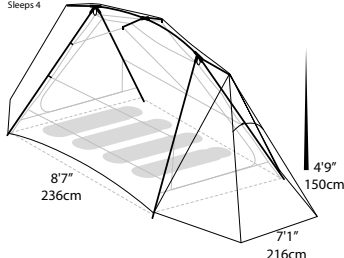
Sleeps 2

**2**

lb. kg.	MAX	7 lb
	MIN	6 lb 10 oz
	MAX	3.18 kg
	MIN	2.84 kg

TIMBERLINE® SQ 4XT

Sleeps 4

**4**

lb. kg.	MAX	11 lb
	MIN	10 lb 6 oz
	MAX	4.99 kg
	MIN	4.7 kg

<b>Frame</b>	.625 Aluminium
<b>Fly</b>	75D Stormshield® polyester ripstop, 1500mm
<b>Wall</b>	75D polyester ripstop
<b>Floor</b>	75D polyester 1500mm coating
<b>Mesh</b>	40D polyester no-see-um
<b>Venting</b>	Large mesh panels at top of side walls
<b>Storage</b>	4 pockets keep essentials organized
<b>Colour</b>	Sunset orange



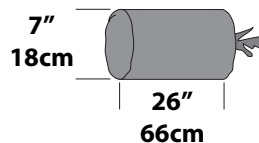
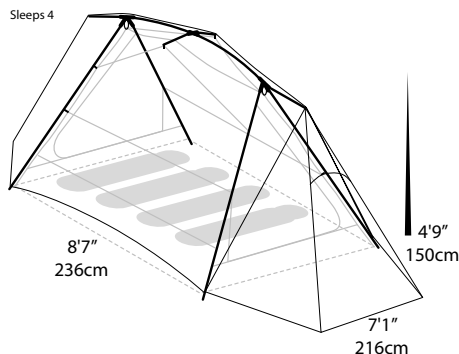
## TIMBERLINE OUTFITTER

### Timberline Sequoia 4XT Outfitter



TIMBERLINE® SQ 4XT

Sleeps 4



lb. kg.	MAX	10 lb 9 oz
	MIN	9 lb 13 oz
	MAX	4.79 kgs
	MIN	4.45 kgs

#### Category

3 season

*Proprietary Sequoia A-frame and updated durable materials provide unmatched strength, stability, ease of entry, and increased internal volume in our rugged Timberline Outfitter-style tent.*

- 2 door entry with one attached vestibule
- Large vertical D-style door with Hi/Low venting offers ease of access and controlled ventilation
- 2 zippered windows in doors open for excellent visibility and controlled ventilation
- Fly creates vestibule wings that shelter door and window during inclement weather
- Freestanding frame with clips and post and grommet assembly make set up easy
- Sleeps 4.

<b>Frame</b>	14.5 Aluminum
<b>Fly</b>	75D Stormshield® polyester ripstop, 1500mm
<b>Wall</b>	75D polyester taffeta
<b>Floor</b>	4oz 210D Nylon Oxford, 1500mm
<b>Mesh</b>	40D polyester no-see-um
<b>Venting</b>	Large mesh panels at top of side walls
<b>Storage</b>	4 pockets keep essentials organized
<b>Colour</b>	Green







## TL Kananaskis Outfitter 4XT Fly



**Category**

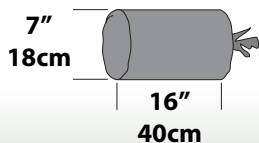

**3 season**

- fly sheet can be bought separately
- fits all Eureka Timberline 4 tents
- sold separately



FOUR SEASON**Alpenlite 2XT**

Photo: Cory Trépannier

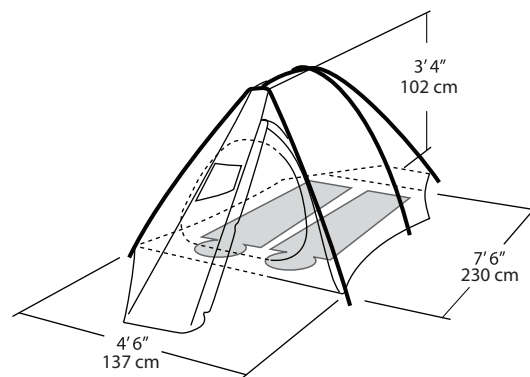


lb. kg.	MAX	7 lb 15 oz
	MIN	7 lb 7 oz
	MAX	3.61 kg
	MIN	3.38 kg

**Category****4 season**

*The small pack size and light weight make the Alpenlite 2XT a popular choice for year round adventures.*

- Modified A frame design sheds rain, wind and snow effectively.
- Rugged 9.5mm aircraft aluminum frame.
- 4 Season venting includes scoop vent in vestibule, 6 interior mesh panels all with zipper close panels, High/Low door venting.
- Reflective web storm guy outs and logos
- Optional footprints available

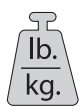
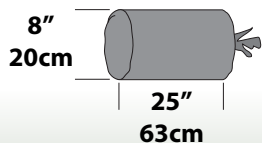
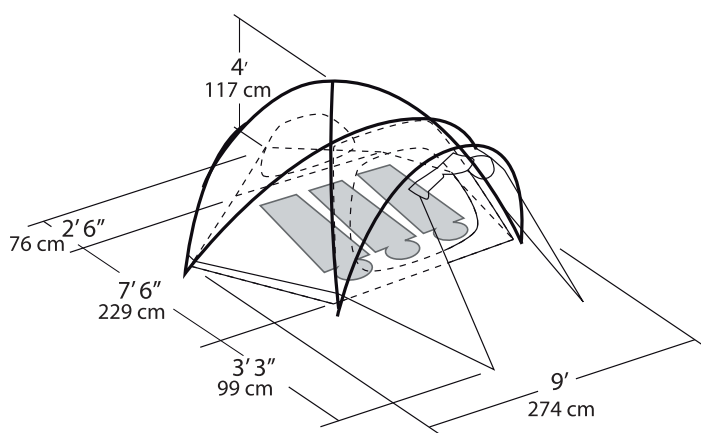

**Fly**  
**Floor**  
**Breathability**  
**Frame**

75D Armatex Ripstop polyester 1800mm  
 70D nylon 3000mm  
 68D breathable & noseum mesh  
 DAC Aluminum 8.5/9.5



FOUR SEASON**K2-XT**

Photo: Cory Trépannier



MAX	12 lb 10 oz
MIN	11 lb 12 oz
MAX	5.5 kg
MIN	5.3 kg

**Category****4 season**

*4 pole geodesic design provides space and strength for severe weather conditions. Continuous power mesh rod sleeves simplify tent set up, a real bonus in inclement weather.*

- Hoop supported main vestibule allows for dry tent entry and added covered storage.
- Dual high peak scoop vents with internal access.
- The tent body has 4 vent panels, all with zipper fabric panels, creating incredible ventilation possibilities.
- 14 gear storage pockets.
- Pre-rigged external guy lines with reflective web and anchor.
- Optional footprints available

**Fly**  
**Floor**  
**Breathability**  
**Frame**

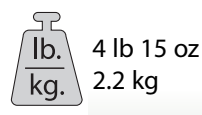
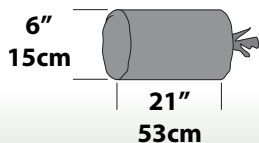
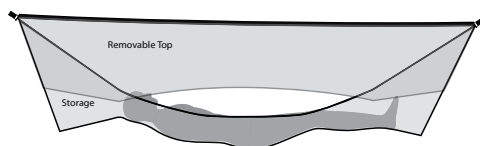
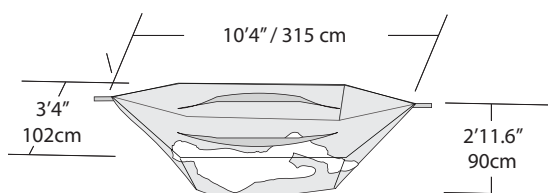
75D Armatex Ripstop polyester 1800mm  
70D nylon 3000mm  
68D breathable & no-seam mesh  
Aluminum DAC 8.5





# HAMMOCK TENT

## Chrysalis



### Category

### 3 season ultralight

*Hanging out. Sleep between the trees in a protected hammock, without the need to tote a separate tarp. You won't believe how roomy it is inside!*

- Patented 2 pole covered hammock design provides the comfort of hammock and the functionality of a tent.
- Sleeping on your side is not only possible, but comfortable, too! Camper can lie in a true horizontal position for restful sleep.
- Wide web straps secure easily to two trees or other stable structures, for a fast and easy set up, without damaging the trees
- Protective overfly offers full weather protection.
- Side entry wall flaps allow easy entry/exit from both sides of the tent
- Built in mesh windows in the wall flaps offer insect protection, or can be opened completely when needed
- Interior gear storage options abound in head and foot areas as well as overhead via the ridge strap

#### Upper Layer Hammock Breathability Frame

Upper layer, 75D polyester 1500mm coating  
75D polyester 800mm coating  
40D noseeum mesh  
2 crossbars are steel construction, rugged cam buckles for web adjustment



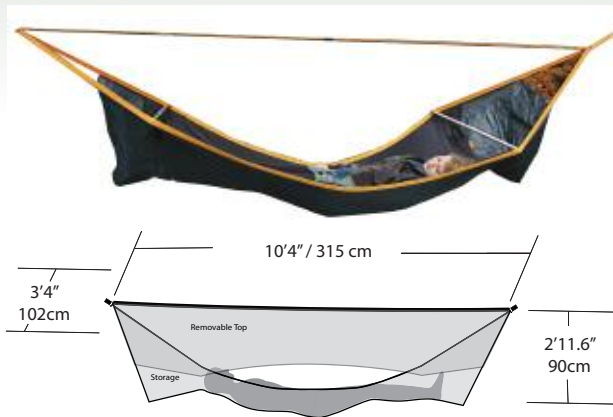
## HAMMOCK TENT - ACCESSORIES

# Chrysalis Tent Hammock System Components

**Category**

**3 season ultralight**

### Hammock ST



### Tropicsleeve

- Add the Tropicscreen to the Chrysalis Hammock ST to create the best hammock resting environment, no bugs and no back pain. Ideal for decks, backyard, cottage and wherever you can find two trees!
- Full "no see um" mesh sleeve that completely wraps around the Chrysalis hammock
- Provides full protection to both flying and crawling insects, designed for use in tropical climates
- Side zipper entry doors make access to the hammock simple and convenient
- Can be fitted for use with some other hammock brands



### Flarp

- A lightweight backpackers tarp that can be used as an overtar with the Chrysalis or separately as a backpackers tarp.
- Made of durable forest green polyester
- Coated with 1500mm PU waterproof coatings and taped seams
- Dimensions: L 170" x W 115"

- Patented two pole hammock design with the sleeping area suspended below the crossbars
- Provides true horizontal sleeping positions for rest on either your back or sides. No more sore backs!
- Crossbars are two piece design with push pin reinforcement sleeve allowing for a small pack size.
- Storage area at the head end is large enough for a backpack, shoes...
- Double layer fabric provides a 'sleeve' for insertion of a mat for added warmth when temperature drops
- Fabricated with 75D polyester and coated to a minimum level of 1500mm
- Web straps are used as they have very little impact to trees. Webs are wrapped around trees (or poles) and are tied off.
- Add an optional Tropicsleeve for bug free leisure or a Campersleeve to create a bug free and weather protected tent.

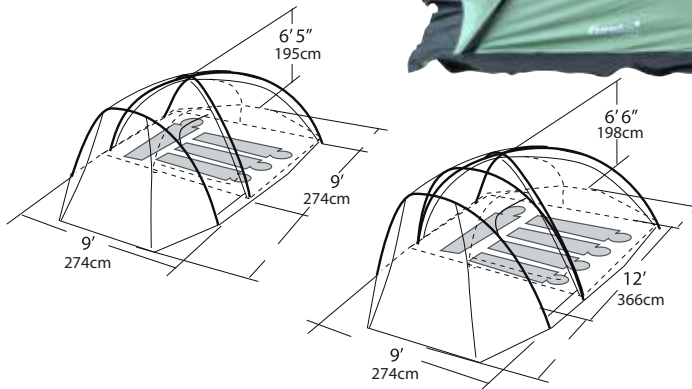
### Campersleeve

- Add the Campersleeve to the Chrysalis Hammock ST to create a full all weather sleep system. Ideal for backpacking, canoe trips, camping, cottage, backyard...'
- The Campersleeve once fitted to the Hammock ST creates a bug free and fully watertight sleeping system or hammock tent!'
- The top fabric, canopy, uses 75D Armatex polyester waterproof coated to 1500mm minimum levels.
- The underside that wraps around the hammock uses noseeum mesh ensuring a bug free living space
- Coated side curtains can be secured tightly for severe weather and to retain heat on cooler nights. Curtains can also be left hanging loose or secured 'open' for increased air flow on warmer days and nights while still having full bug protection.
- Side zipper entry allows for quick and easy entry or exit
- Two air vents are positioned at the 'head' end of the canopy.



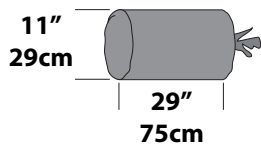
## PERFORMANCE Family

### Bon Echo Air 9/912

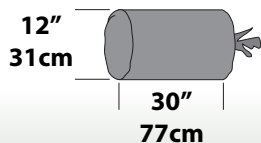


#### **Category 3 season family performance**

- The sleeping tents uses 2 aluminum poles featuring a patented pre-bent shoulder creating a tent with better interior head and shoulder space with the added bonus of better wind stability.
- Oversized vestibule uses aluminum poles to maximize interior peak height for those of you requiring more vertical space, and fits 4 camp chairs plus, rain/shade protection with loads of protected gear storage.
- The vestibule has mud flaps around the base to create a bug seal with side doors having mesh windows for added bug protection while still ensuring air circulation.
- Model 912 has room divider
- Optional footprints available



lb. kg.	MAX	22 lb
	MIN	21 lb
	MAX	10 kg
	MIN	9.5 kg



lb. kg.	MAX	25 lb
	MIN	24 lb
	MAX	11.3 kg
	MIN	10.9 kg

9

**Fly  
Floor  
Breathability  
Frame**

75D Armatex polyester 1500mm  
150D Armatex polyester 1500mm  
68D breathable noseum mesh  
Aluminum 6025 16mm

912

**Fly  
Floor  
Breathability  
Frame**

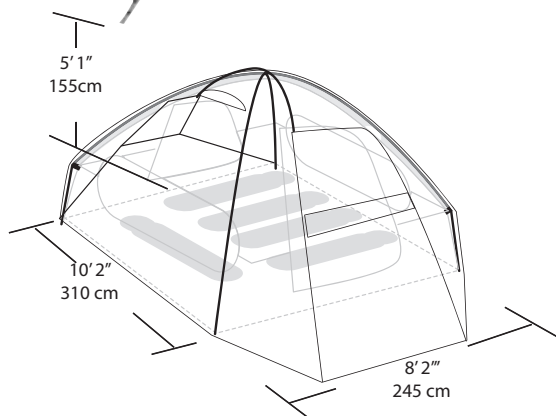
75D Armatex polyester 1500mm  
150D Armatex polyester 1500mm  
68D breathable noseum mesh  
Aluminum 6025 16mm





# PERFORMANCE Family

## InntoRest 5

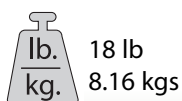
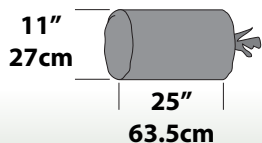


### Category

### Family performance

*A crossover tent that works well for a family who plans to car camp as well as go on occasional canoe trips!*

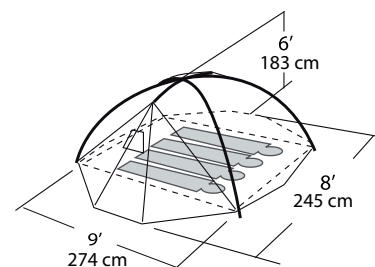
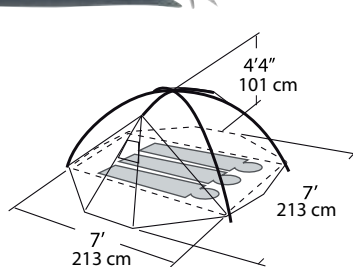
- Fly rods built into inner tent roof create loads of head and shoulder room while increasing stability.
- Vertical lower side walls allow for maximum use of tent floor dimensions.
- Large vestibules protect both doors against the elements and offer protected storage space.
- Multiple gear storage pockets included.
- Sleeps 5 people



**Fly**  
**Floor**  
**Breathability**  
**Frame**

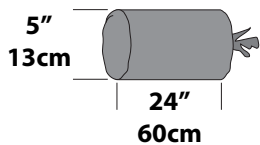
75D polyester with 2000mm coatings  
75D 3000mm coatings  
40D noseeum mesh  
aluminum



RECREATIONAL**Woodlands 300/400****Category** *3 season recreational*

*2 doors each with frame supported vestibules ensuring dry tent entry and loads of added storage space.*

- Vents in vestibules combined with internal mesh panels create excellent ventilation.
- Vents positioned high on vestibules for excellent air circulation.

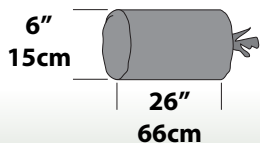


lb. kg.	MAX	9 lb 4 oz
	MIN	8 lb 120z
	MAX	4.2 kg
	MIN	4 kg

**7x7**

**Fly**  
**Floor**  
**Breathability**  
**Frame**

75D Armatech polyester 1500mm  
75D Armatech polyester 1500mm  
68D breathable & noseum mesh  
Fiberglass



lb. kg.	MAX	15 lb 8 oz
	MIN	15 lb
	MAX	7.04 kg
	MIN	6.8 kg

**9x8**

**Fly**  
**Floor**  
**Breathability**  
**Frame**

75D Armatech polyester 1500mm  
75D Armatech polyester 1500mm  
68D breathable & noseum mesh  
Fiberglass



# RECREATIONAL

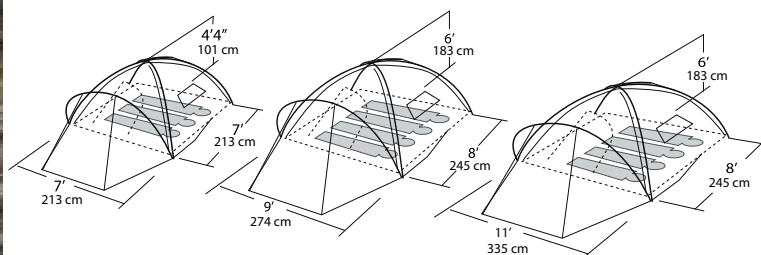
## Pinery 300/400/500



Pinery 300/400

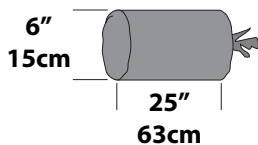


Pinery 500



### Category *3 season recreational*

- Large vestibule protects door ensuring dry entry and providing covered storage.
- Vents in vestibules combined with internal mesh panels create excellent ventilation.

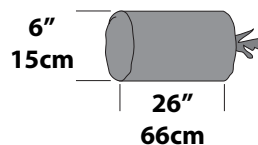


MAX 9 lb 8 oz  
MIN 9 lb  
MAX 4.08 kg  
MIN 4.31 kg

7X7

**Fly**  
**Floor**  
**Breathability**  
**Frame**

75D polyester Armatech 1500mm  
75D polyester Armatech 1500mm  
68D breathable noseum mesh  
Fiberglass

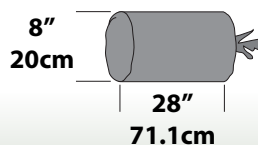


MAX 16 lb 8 oz  
MIN 16 lb  
MAX 7.5 kg  
MIN 7.25 kg

9x8

**Fly**  
**Floor**  
**Breathability**  
**Frame**

75D polyester Armatech 1500mm  
75D polyester Armatech 1500mm  
68D breathable noseum mesh  
Fiberglass



19 lb 10 oz  
8.7 kg

8x11

**Fly**  
**Floor**  
**Breathability**  
**Frame**

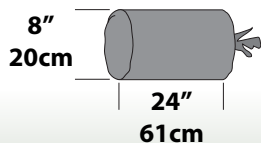
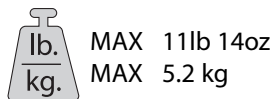
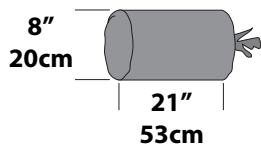
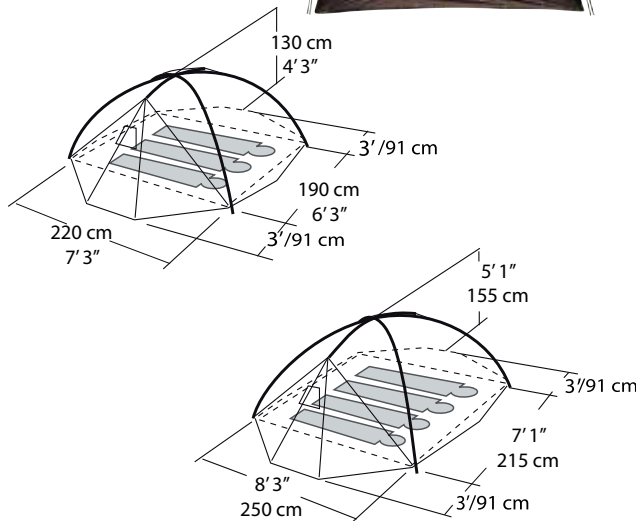
75D polyester Armatech 1500mm  
75D polyester Armatech 1500mm  
68D breathable noseum mesh  
Fiberglass





## RECREATIONAL

### Grand Manan AC 3/4



#### Category *3 season recreation*

- Vestibules over both doors provide additional covered storage and protected tent entry in inclement weather.
- The main frames have a pre-bent design creating straight sidewalls before crossing over in the familiar dome pattern. This High Wall (HW) feature increase the shoulder and head room inside the tent as well as increasing wind stability.
- Built into the HW feature are large mesh panels.
- The Air Control (AC) features is highlighted by a slightly different coloured fly fabric. The AC panels of the fly can be elevated and secured providing unimpeded air flow through the HW mesh panels while still leaving the fly sheet on the tent. Simply raise the AC panels in warm weather and drop down on cooler nights.
- Optional footprints available

3

**Fly**  
**Floor**  
**Breathability**  
**Frame**

75D polyester 1500mm  
75D polyester 2000mm  
68D breathable and noseum mesh  
Fiberglass 9.5/11mm

4

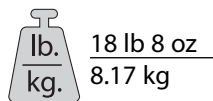
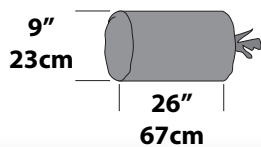
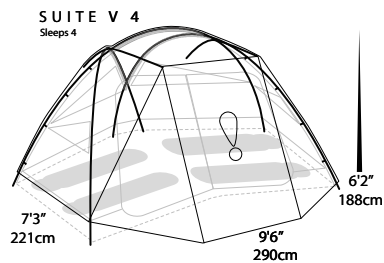
**Fly**  
**Floor**  
**Breathability**  
**Frame**

75D polyester 1500mm  
75D polyester 2000mm  
68D breathable and noseum mesh  
Fiberglass 11/12.7mm



## RECREATIONAL Family

### Suite V Series 4 Aluminum



#### Category Recreational Family

- Unique frame design provides maximum internal tent height where you appreciate it the most, at the front of the tent.
- Unique 3 pole V shape dome provides spacious livability in a small overall footprint
- High door entry leads into vestibule that ensures dry tent entry
- Sidewall windows can be opened even during a downpour, partially, creating excellent ventilation
- Double D door front entry
- 4 storage pockets
- Optional footprints available

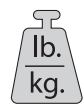
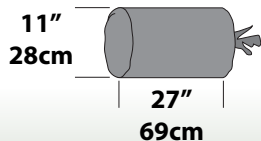
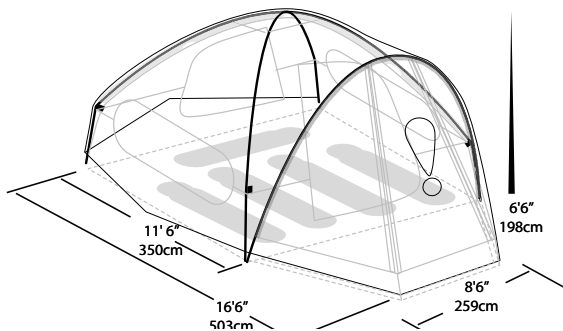
**Fly**  
**Floor**  
**Breathability**  
**Frame uses**

75D Stormshield 1500m  
150D Arimatech 2000m  
50D polyester no-see-um mesh  
aluminum



## RECREATIONAL Family

# Grand Manan Tour



MAX	27 lb 11 oz
MIN	26 lb
MAX	12.25 kgs
MIN	11.79 kgs

### Category

3 season recreation

*Versatile all-weather tent incorporating unique vertical end-section poles which create 21% more headroom and 16% more internal volume than a typical 2 pole dome.*

- All-weather and bug free camping in a 2 pole rectangular dome with 3rd pole supporting large screened vestibule
- Fly covering screen room can be configured in multiple ways including awning
- Venting Mesh side panels: Large side mesh panels for ventilation can be covered inside to retain warmth
- Full Covering venting Fly: Full coverage fly + vestibules, fly rolls-up on sides to expose mesh panels for ventilation
- 2 large, side-opening D-style doors with Hi/Low venting offer entry and access to rear vestibule
- N!ergy system compatible plus Power Port – ready to install the E! Power System
- Freestanding fiberglass frame with clips, pole sleeves, and post and grommet assembly make set up easy
- Aluminum frame version available
- Sleeps 5-6 person
- Optional footprints available
- Dimensions: L 16'6" x W 8'6" x H 6'6"  
Vestibule: 14.5 sq.ft.  
Screen room: 34.5 sq.ft.

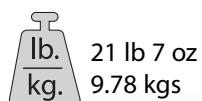
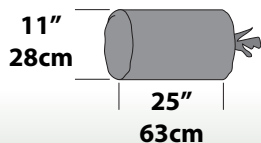
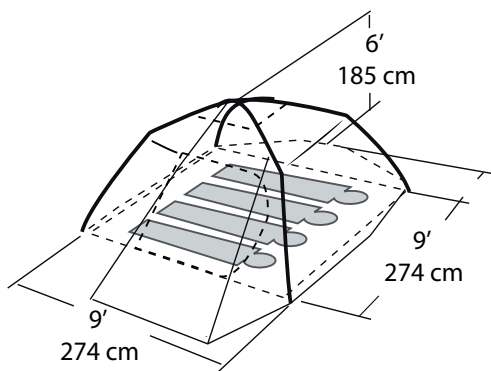
<b>Frame</b>	Free-standing vertical end-section fiberglass 2 pole domes with fly/vestibule poles
<b>Fly</b>	75D Stormshield® polyester taffeta, 1500mm
<b>Wall</b>	68D polyester Taffeta
<b>Floor</b>	150D polyester, 2000mm
<b>Mesh</b>	40D polyester no-see-um
<b>Windows</b>	4 + 2 PU in vestibule fly
<b>Storage</b>	4 interior pockets to organize small items
<b>Colour</b>	Two tone Beige/Brown, Grey floor





## RECREATIONAL Family

### Grand Manan 9



#### Category Recreational family summer

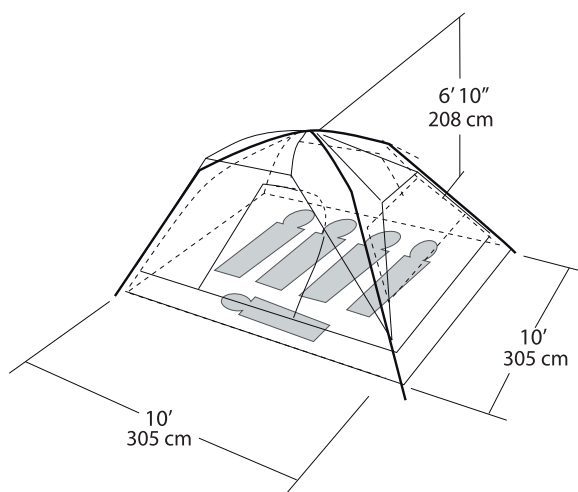
- Great new family tent with full fly sheet coverage
- Two doors, both with protective vestibules
- Eureka's innovative side fly roll up feature for the best ventilation on warm summer nights
- Straight lower walls increase functional interior volume
- Awning Poles optional
- Optional footprints available

**Fly**  
**Floor**  
**Breathability**  
**Frame**

75D polyester STORMSHIELD 1200mm  
150D polyester 2000mm  
68D polyester  
11mm & 12.7mm Fiberglass

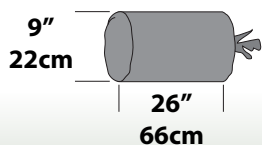


## Canyon 10



### Category: recreational family summer

- Straight wall design maximizes internal volume
- Combination of roof fiberglass poles with steel wall poles makes for quick and easy assembly
- Four windows ensure air flow
- Complete with organizer gear loft
- Optional footprints available



MAX 23 lb 6 oz  
MAX 10.6 kg

**Fly**  
**Floor**  
**Breathability**  
**Frame**

75D Armatex polyester 2000mm  
150D Armatex heavy duty polyester 2000mm  
68D breathable and noseum mesh  
Steel wall and fiberglass roof poles

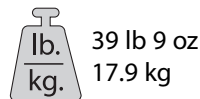
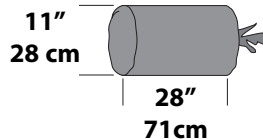
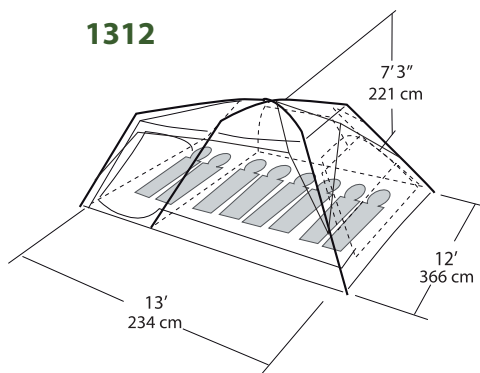


## RECREATIONAL Family

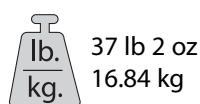
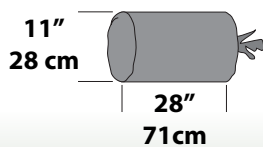
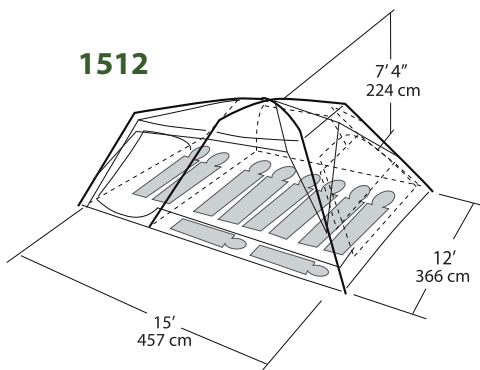
### Canyon 1312, 1512



#### 1312



#### 1512



#### Category Recreational family summer

- Straight wall design maximizes internal volume
- Combination of roof fiberglass poles with steel wall poles makes for quick and easy assembly
- Detachable awning shades the entire front of the tent
- 2 rooms each with door entry.
- Removable room divider comes loaded with mesh storage pockets.
- Optional footprints available

**Fly**  
**Floor**  
**Breathability**  
**Frame**

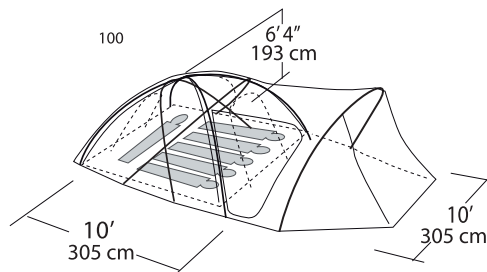
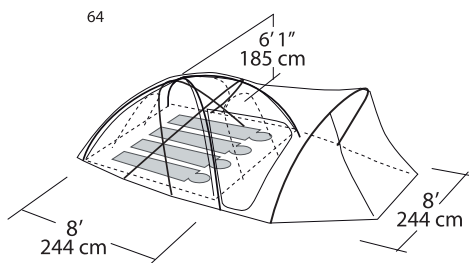
75D Armatex polyester 2000mm  
150D Armatex heavy duty polyester 2000mm  
68D breathable and noseum mesh  
Steel wall and fiberglass roof poles





## RECREATIONAL Family

### Bonavista 64/100

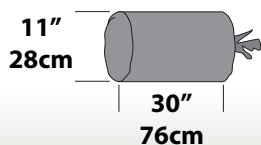
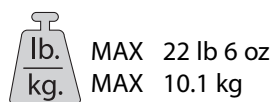
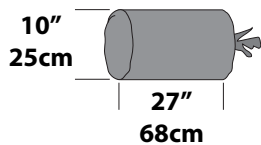


#### **Category recreational family 3 season**

*Space, stability, unsurpassed air circulation, internal gear organizers, and a mammoth walk in vestibule. The Bonavista is truly the car campers package.*

*(Car not included)*

- 4 pole modified geodesic freestanding design provides excellent internal space and wind stability
- Oversized vestibule will fit 4 camp chairs and provides rain/shade protection with side doors having mesh windows for added bug protection.
- Sides of the fly sheet have triangular window flaps that can be fully opened in fair weather or staked out on an angle to maintain rain protection while still allowing air flow.
- Optional footprints available



**64**

**Fly**  
**Floor**  
**Breathability**  
**Frame**

75D Armatex polyester 1500mm  
150D Armatex polyester 1500mm  
68D breathable and noseum mesh  
Fiberglass 11mm

**100**

**Fly**  
**Floor**  
**Breathability**  
**Frame**

75D Armatex polyester 1500mm  
150D Armatex polyester 1500mm  
68D breathable and noseum mesh  
Fiberglass 11mm



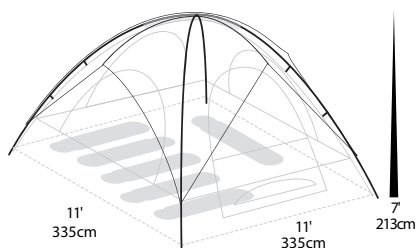
# RECREATIONAL FAMILY

## Sunrise 11, 9 & 8

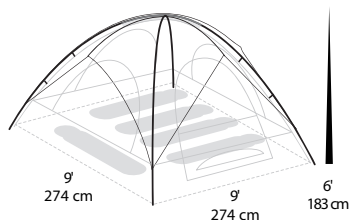
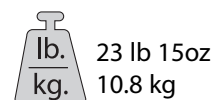
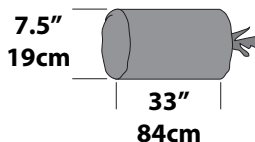


### **Category** recreational family

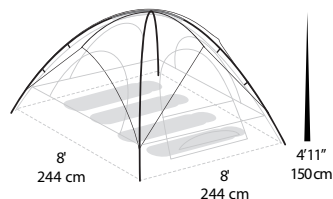
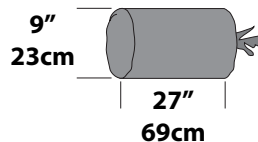
For unsurpassed summer time simplicity check out the Eureka Sunrise. Easy to erect, incredible ventilation, durable materials, great for years of summertime fun!



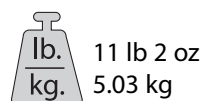
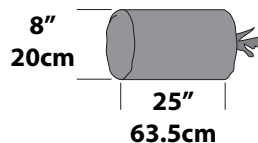
**11**



**9**



**8**



<b>Fly Sheet</b>	75D polyester with 1500mm coating
<b>Floor</b>	210D oxford polyester 1200mm
<b>Frame</b>	12.7mm fiberglass

<b>Fly Sheet</b>	75D polyester with 1500mm coating
<b>Floor</b>	210D oxford polyester 1200mm
<b>Frame</b>	11mm fiberglass

<b>Fly Sheet</b>	75D polyester with 1500mm coating
<b>Floor</b>	210D oxford polyester 1200mm
<b>Frame</b>	9.5mm fiberglass



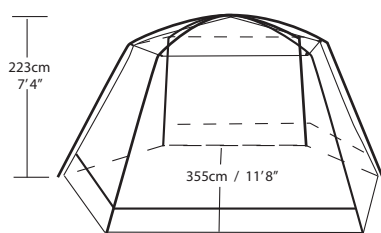
## SCREENHOUSES

### Hex & Hex XL Screenhouse with Curtain

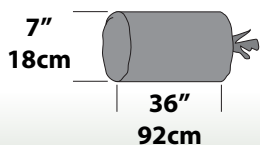


*The EXO frame makes set up simple so you can quickly enjoy the outdoors without the worry of insects, rain or intensive sun.*

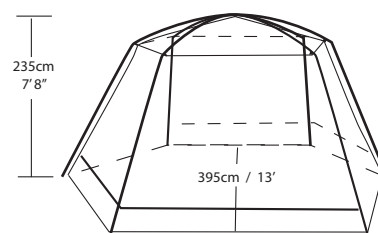
- Noseum mesh, keeps out ALL insects.
- Powder coated and chain corded frame sets up quickly.
- Two doors for ease of entry.
- Comes complete with detachable rain/wind curtains that attach on the inside.
- 3000mm coatings and taped seams



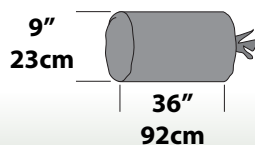
### Hex



lb. kg.	MAX	21 lb
	MIN	19 lb
	MAX	9.5 kg
	MIN	8.6 kg



### Hex XL



lb. kg.	MAX	23 lb
	MIN	27 lb
	MAX	10.43 kg
	MIN	9.53 kg





# SCREENHOUSES

## Northern Breeze 10/12

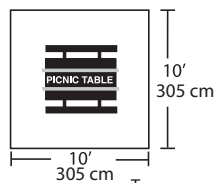
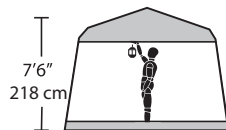


### Category

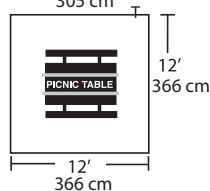
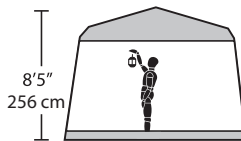
### Screenhouse

Our best selling Northern Breeze screen house now has a new version available only in Canada. We received numerous requests for a smaller version for those of you camping just as a couple or to fit on your deck. Now you have it available in a 10x10' size, with all the same features.

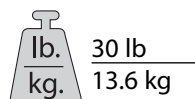
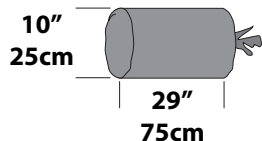
10



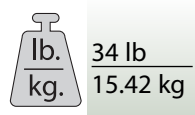
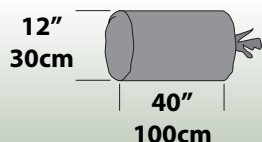
12



10



12



- Set up uses 4 wide diameter shock corded aluminum poles that connect at a top mounted hub. Set up is simple and stability the best available.
- Entry to the Northern Breeze is multi-faceted, adapting to whatever your needs may be.
- Full external rain/wind flaps create a virtually water-proof seal not found in other screen houses.
- All 4 flaps can be used as sun awnings, one awning pole set include
- Optional footprints available

**Fly**  
**Floor**  
**Breathability**  
**Frame**

3000mm coatings and taped seams  
Optional  
Noseeum mesh  
6065 Aluminum

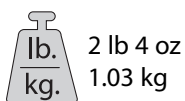
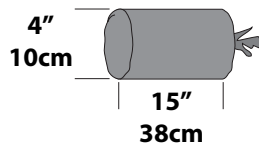
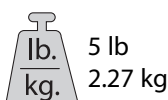
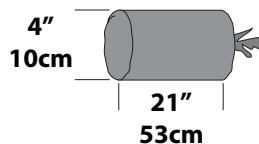
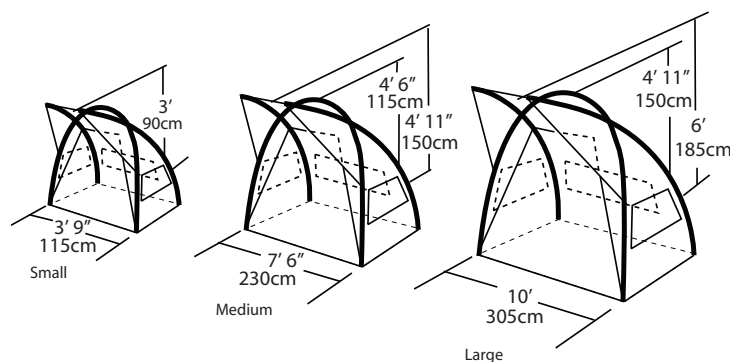
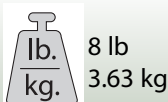
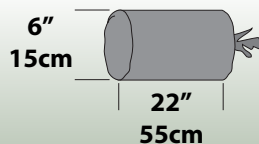


## Solar Shade



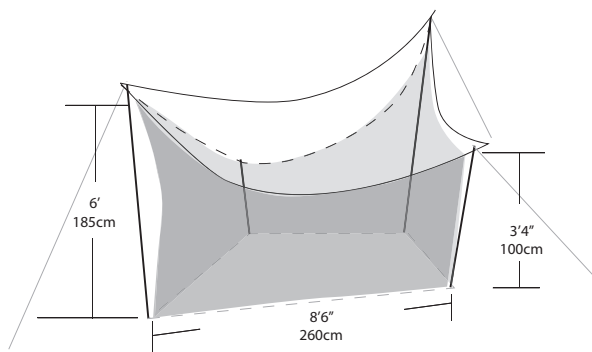
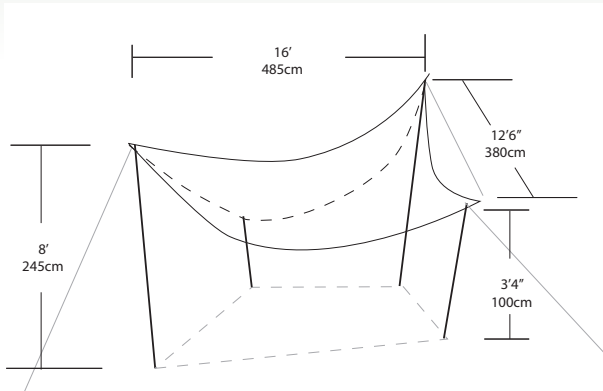
*Versatile shelters for sun and rain protection for any outdoor use - including backyard, sports fields, picnic or beach.*

- Seam taped and sewn in floor.
- Power mesh pole sleeves for easy set up.
- 3 mesh windows for air flow with privacy covers.
- Two accessory storage pockets plus clothesline rings (in M and L sizes).

**S****M****L**

## TARPS & SHELTERS

### VCS Backpacking System



*If you like to backpack and canoe in all conditions but need a rest break from the elements and insects then check out the Backpacker VCS system. Easy to pack, easy to set up, the VCS provides rain and shade protection and a bug free environment with room to move.*

#### Backpacker VCS Tarp **4lb 8oz**

- Constructed with UV resistant Armatech polyester for years of dependable use.
- 12 feet, 6 in. side measurement with a 16 foot diagonal measure.
- Side release buckle locations for quick attachment of optional bug room.

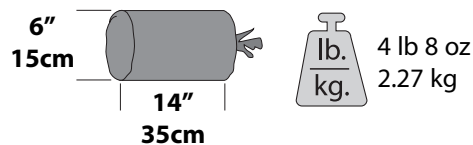
#### Backpacker VCS Mesh Room **3lb**

- All 4 walls and roof are constructed with 40D noseum mesh.
- Set up dimensions provide a 6 foot peak height and 8'6"x8'6" floor coverage.
- Attaches easily to the VCS Tarp by connecting the side release buckles.

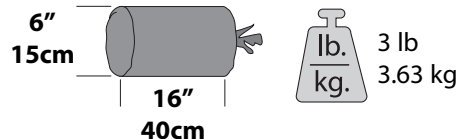
#### Backpacker VCS Frame **2lb**

- 4 pole set enables proper set up when trees are not available.
- Using a seamless 6000 aluminum frame combining light weight with superior strength.
- Main poles use a nesting system for compact storage.

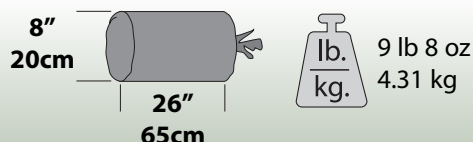
#### Tarp



#### Mesh



#### Complete System

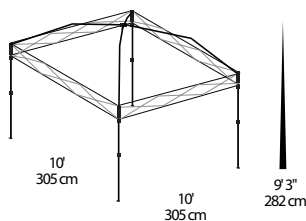


<b>Fly</b>	75D Armatech Polyester 1500mm
<b>Mesh</b>	noseum polyester
<b>Frame</b>	6000 aluminum





## Portable Canopy



- The one piece scissor-style frame canopy offers a quick and easy set up, plus more structural integrity than other canopies
  - Powder coated steel frame for long-lasting durability
  - Choose from 3 canopy height options — simply adjust the poles until the desired height, then snap in place
  - Polyester canopy with factory sealed seams and a weather resistant PU coating.
  - Guylines at each corner anchor the canopy during high winds and inclement weather.\*
  - Polyester mesh sidewalls are sold separately: 2660050 (see below)
- \* Johnson Outdoors recommends anchoring the canopy every time it is set up.

Frame	1 piece steel scissor frame
Canopy	300D Stormshield® polyester oxford, 800mm
Floor Area	100 sq. ft.
Center Height	9' 3"
Pack Size	52" x 9" x 9" wheeled carry bag
Color	Sage
Weight	47 lb

### Optional Accessory: Mesh Sidewalls

#### Special Feature:

##### 1-Piece Scissor Frame

Frame is quick and easy to set up; 2 people can walk frame out and lock it in place in minutes.



- Pair of sidewalls enclose perimeter of Portable Canopy for insect-free entertaining
- 2 zipper separating panels easily attach to canopy with metal hooks and webbing loops
- Heavy-duty #10 zipper door per sidewall panel

Mesh	Polyester mesh
Sod Cloth	300D Stormshield® polyester oxford, 800mm

## Tent Footprints

**Spitfire Solo**

**Spitfire Duo**

**Scenic Pass 2** (also fits El Capitan 2)

**Scenic Pass 3** (also fits El Capitan 3)

**Scenic Pass 4** (also fits El Capitan 4, Susten 4)

**Rectangular 8'x10'** (will work with TL 6, Pinery 500, InntoRest 5)

**Summerwind 2**

**Summerwind 3**

**Tessel 2**

**Tessel 3**

**TL Sequoia 2**

**TL Sequoia 4**

**Alpenlite 2**

**K2-XT**

**Suite V 4**

**Grand Manan 9**

**Grand Manan Tour**

**Copper Canyon 10** (fits Canyon 10)

**Copper Canyon 1312** (fits Canyon 1312)

**Copper Canyon 1512** (fits Canyon 1512)

**Bonavista 64**

**Bonavista 100**

**Bon Echo 9**

**Bon Echo 912**

**Hex XL screenhouse**

**Northern Breeze 10**

**Northern Breeze 12**

## Tent Floorsavers



<b>Rectangular</b>	small	4'9" x 6'8" / 143 x 223cm
	large	6'8" x 8'2" / 203 x 249cm
	large plus	7'6" x 9'6" / 228 x 290cm
	X large	9'6" x 11'6" / 290 x 350cm
	2XL	12'9" x 9'9"
	3XL	12'9" x 11'9"
	4XL	14'9" x 11'9"

<b>Square</b>	small	6'8" x 6'8" / 203 x 203cm
	medium	9' x 9' / 275 x 275cm
	large	11' x 11' / 335 x 335cm



## TENT ACCESSORIES

### Tent Bags



Available in:

- 2P
- Family roll top
- Family duffel (shown)

### Stakes



- Aluminum V Peg
- Aluminum Lightweight Doggy Peg
- Aluminum J Peg
- Steel Skewer

### HA Adjustable Poles

- Available in 6/7/8/9 foot lengths



### Pole Parts

#### Aluminum

- 8.5mm 7001 aluminum single end
- 9.5mm 7001 aluminum single end
- 11mm 7001 aluminum single end
- 12.7mm 7001 aluminum single end

#### Fiberglass

- 7.9mm fiberglass single end
- 8.5mm fiberglass single end
- 9.5mm fiberglass single end
- 11mm fiberglass single end
- 12.7mm fiberglass single end

#### Repair splints

- 9.5mm aluminum
- 11mm aluminum
- 12.7mm aluminum
- 19mm aluminum

